

# Specification

Architecture lighting integration series

LR3735

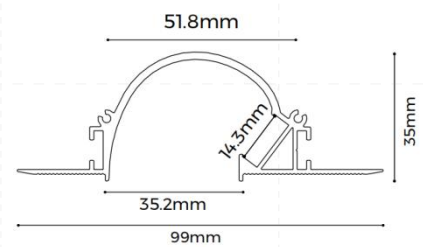


## LR3735





### Features



- 35mm luminous surface, rimless recessed design, integrated into architecture.
- AL6063-T5 aluminum profile with high-quality surface treatment.
- Indirect lighting design integrates architectural and lighting effects.



## Standard Configuration


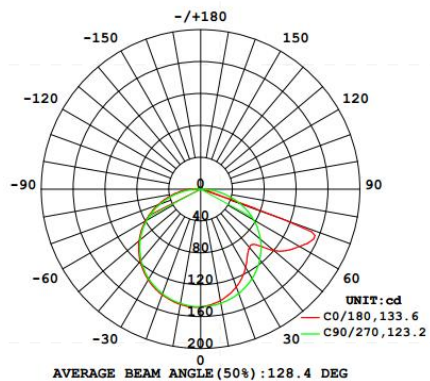
Picture	Item	Parameter	Model
	Profile	Profile weight: 2.25kg/2.5m Size: L2500*W99*H35mm Material: AL6063-T5 Surface processing: Anodizing	/
	End caps	Size: L59.8*W35*H2mm Material: AL	LR3735

## Optional Accessories

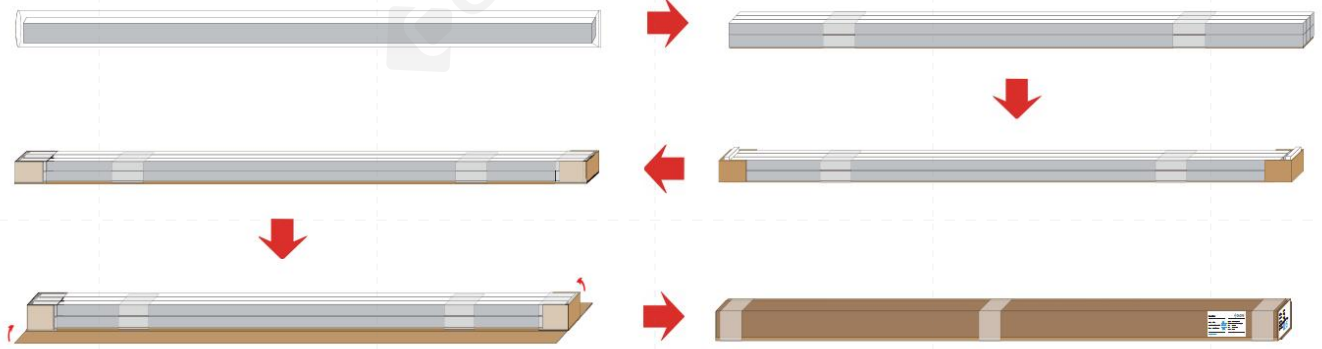
Picture	Item	Parameter	Model
	Flexible strip D8168-24V-10mm	Material: FPC,CCT:1900/2300/2700/3000/3500/4000/5000 /6000K; CRI > 90/>95; Voltage: 24V; Power: 16.2W/m; Lumen: 1860lm/m; Width: 10mm; Minimum cutting unit: 7LEDs/42mm;	D8168-24V- 10mm
	Screw	Size: M3.5*40mm Material: Carbon steel	CL-01

## Optical Parameter

(D8S120-24V-12mm light source)



**Package**



Item	Type	Size(mm)	NW(kg)	GW(kg)	Content
Profile and cover	Packing box	2580*270*115mm	12.87	15.87	6pcs/box

